

# Point in Time Count & Housing Inventory Count

## 2022 Report



On a single night each year the Delaware Continuum of Care conducts a Point in Time (PIT) count of people experiencing homelessness, with the assistance of community volunteers and partners. On the same night, a census of available homeless-dedicated temporary and permanent housing resources is undertaken, called the Housing Inventory Count (HIC). Together, these data points provide information about the need facing Delaware's homeless response system and the supply of available shelter and housing options.

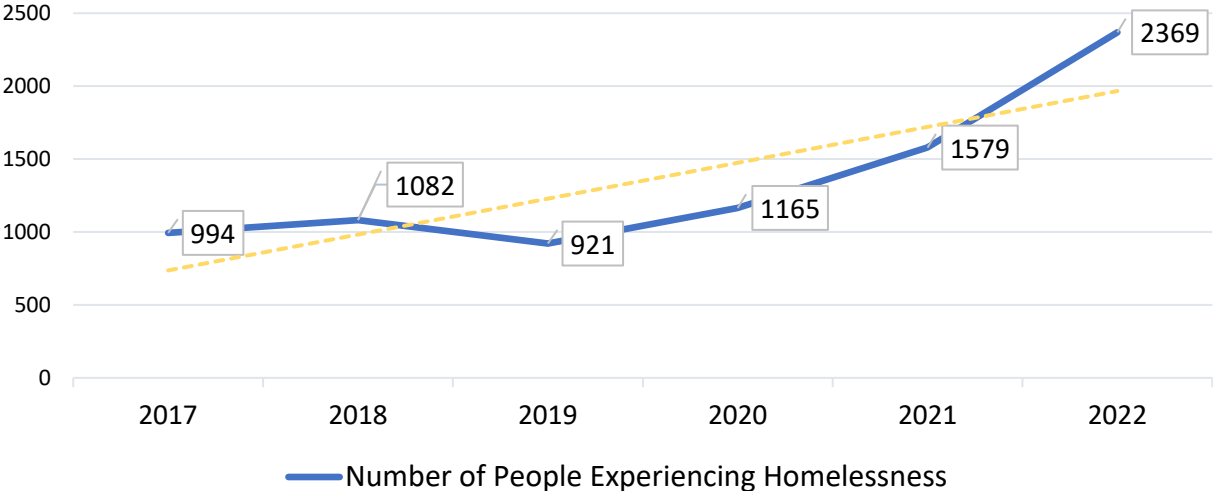
This year, the DE-CoC conducted a full sheltered and unsheltered count after forgoing the unsheltered count in 2021 due to COVID-19 safety concerns. The 2022 PIT count took place on the night of February 23, 2022, the morning of February 24, 2022, and includes people sleeping in places not meant for human habitation, congregate emergency shelters (including cold weather shelters), non-congregate emergency shelter (including emergency hotel/motel placements), and homeless-dedicated transitional housing programs.

### 2022 Key Findings

- **2,369 people were experiencing homelessness on the night of the 2022 PIT Count. This is the highest PIT Count in Delaware to-date. The number of people counted more than doubled since the count in January 2020, just before the pandemic.**
- **154 people were unsheltered, which is not an increase from the last unsheltered count conducted in 2020.**
- **The number of households with children experiencing homelessness has almost tripled since 2020, from 136 families to 389 families.**
- **1 in 3 people experiencing homelessness on the night of the 2022 PIT was a child under the age of 18.**
- **The number of veterans experiencing homelessness increased to 93 households in 2022, the highest number since 2016.**
- **61% of people experiencing homelessness identified as Black/African American; Delawareans who are Black/African American are 3.5x more likely to experience homelessness than white residents.**
- **The percentage of people experiencing homelessness in New Castle County decreased while Kent and Sussex Counties increased. This continues the change in geographic distribution caused by the pandemic. In 2022, 1 in 3 Delawareans experiencing homelessness on the night of the PIT were in Sussex County.**
- **The number of emergency shelter beds in Delaware increased significantly, by 707 beds. This is primarily due to the worsening housing crisis, and the responsiveness of the Division of State Service Centers and others, such as the New Castle County Hope Center, churches, and nonprofits, to provide safe non-congregate shelter.**

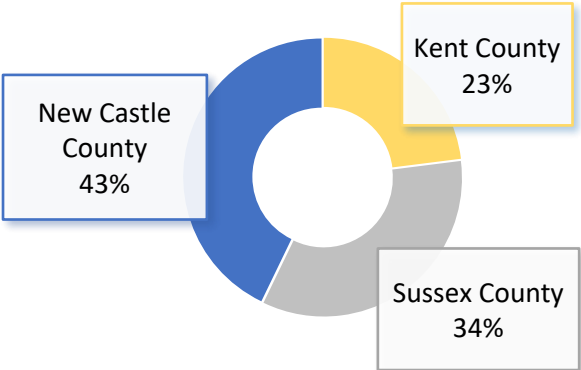
The total number of people experiencing sheltered and unsheltered homelessness in Delaware over the past 6 years can be seen in the chart below. Historically, around 1,000 people experience homelessness on any given night in Delaware. However, ***the total number of people experiencing homelessness on the night of the count has doubled over the course of the COVID-19 pandemic.***

**DELAWARE POINT IN TIME COUNTS 2017 - 2022**



Of those experiencing homelessness during the 2022 PIT, the vast majority were sleeping in temporary shelter. In 2020, the number of people experiencing unsheltered homelessness was 156, compared to 154 in 2022. With no increase in the unsheltered count, the increase in homelessness is driven by people and families sleeping in temporary shelters.

**HOMELESSNESS BY COUNTY, 2022**

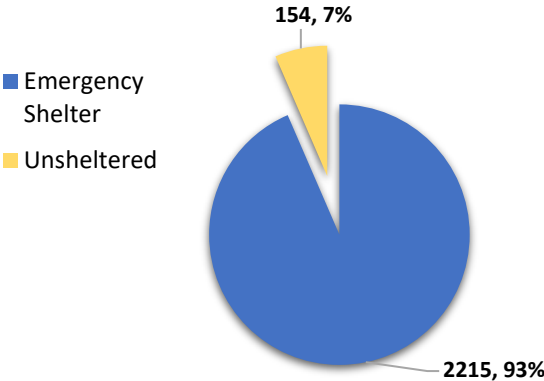


In the years prior to the COVID-19 pandemic, nearly 60% of all people experiencing homelessness on the night of the PIT were in New Castle County. However, in 2021, only 38% of people experiencing homelessness were in New Castle County. In 2022, the percentage of the homeless population that was in Kent or Sussex County was higher than ever before. In 2022, one in three Delawareans experiencing homelessness was in Sussex County on the night of the PIT.

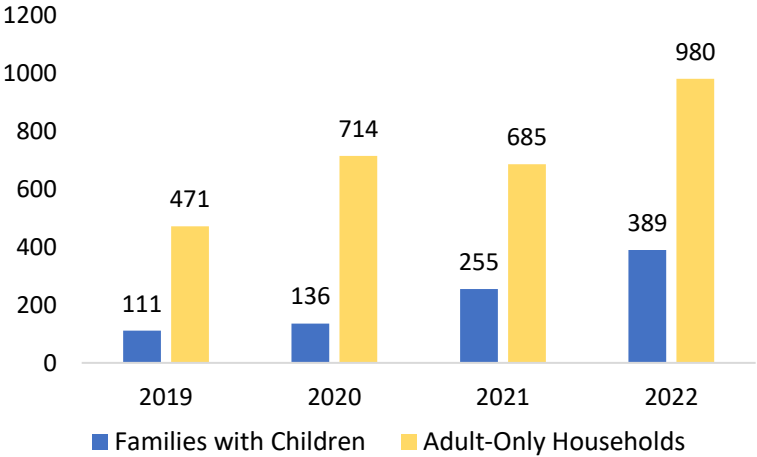
The number of adult-only households experiencing homelessness has almost doubled since the 2019 PIT count.

Adult-only households have a higher probability of experiencing unsheltered homelessness when compared to households with children. Therefore, the decrease in 2021 is likely due to the fact that an unsheltered count was not conducted in 2021.

### LIVING SITUATION

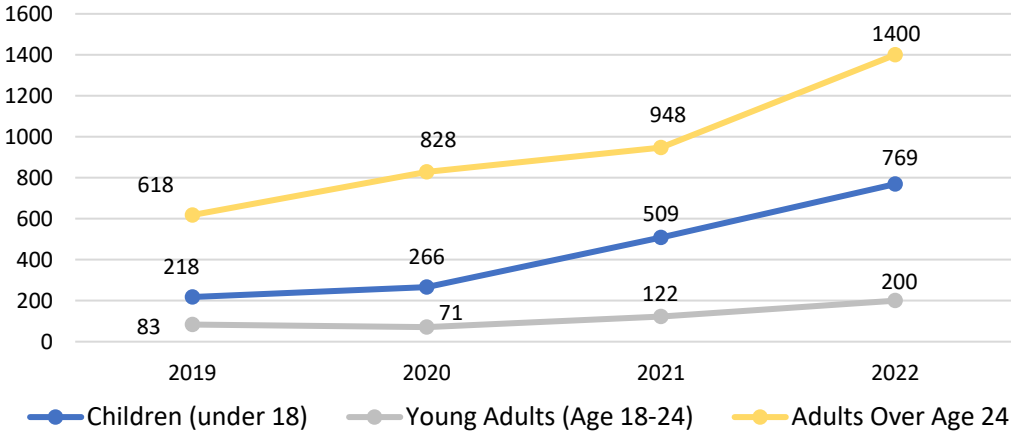


### HOUSEHOLD TYPE



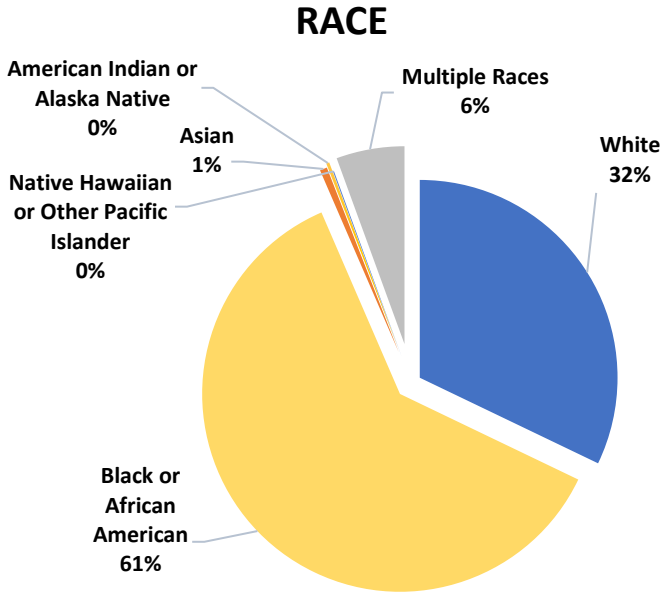
The number of households with children experiencing homelessness increased for the fourth year in a row and has nearly tripled throughout the course of the pandemic. As a result, one in three people experiencing homelessness on the night of the 2022 PIT was a child under the age of 18. Homelessness has increased across all age groups since 2019.

### NUMBER OF PEOPLE BY AGE

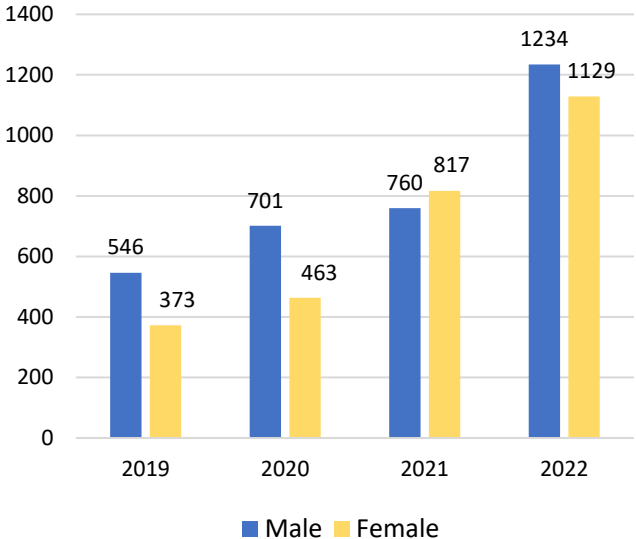


People who identified as Black or African American were the largest racial group in the PIT Count, representing 61% of all people experiencing homelessness on that night – the same percentage of the population as in 2021. Black/African American people experience homelessness at a much higher rate than white people or any other racial group in Delaware. While 61% of people experiencing homelessness were Black/African American, only 22% of Delaware’s population identifies as Black/African American.

Homelessness disproportionately impacted non-Hispanic/Latino/a people in 2022, with only 151 people identifying as Hispanic/Latino/a.



### GENDER

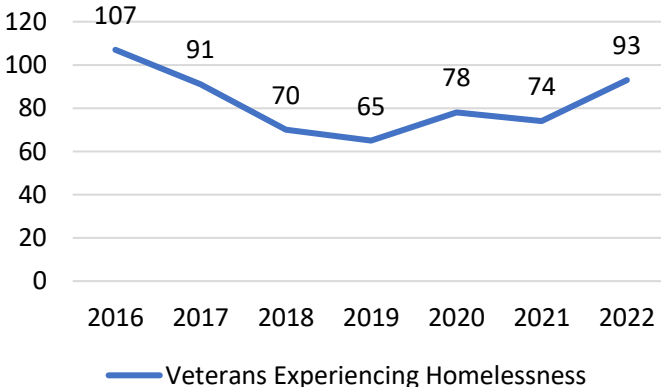


Each year males represent the majority of people counted on the night of the PIT. The only year where this did not occur was in 2021, when an unsheltered count was not conducted. Males are more likely to be unsheltered than females.

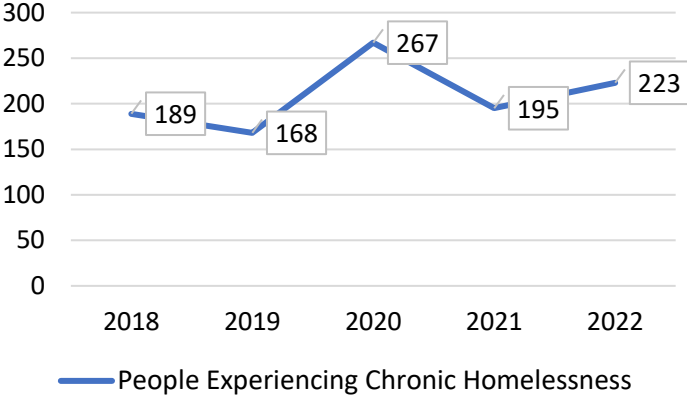
The number of people who identified as a gender other than man or woman, such as non-binary, agender, culturally specific gender, and transgender, was 6 individuals in 2022.

In 2022 the number of veterans experiencing homelessness in Delaware increased from 74 to 93. This is the highest number of veterans experiencing homelessness counted since 2016.

### HOMELESS VETERANS



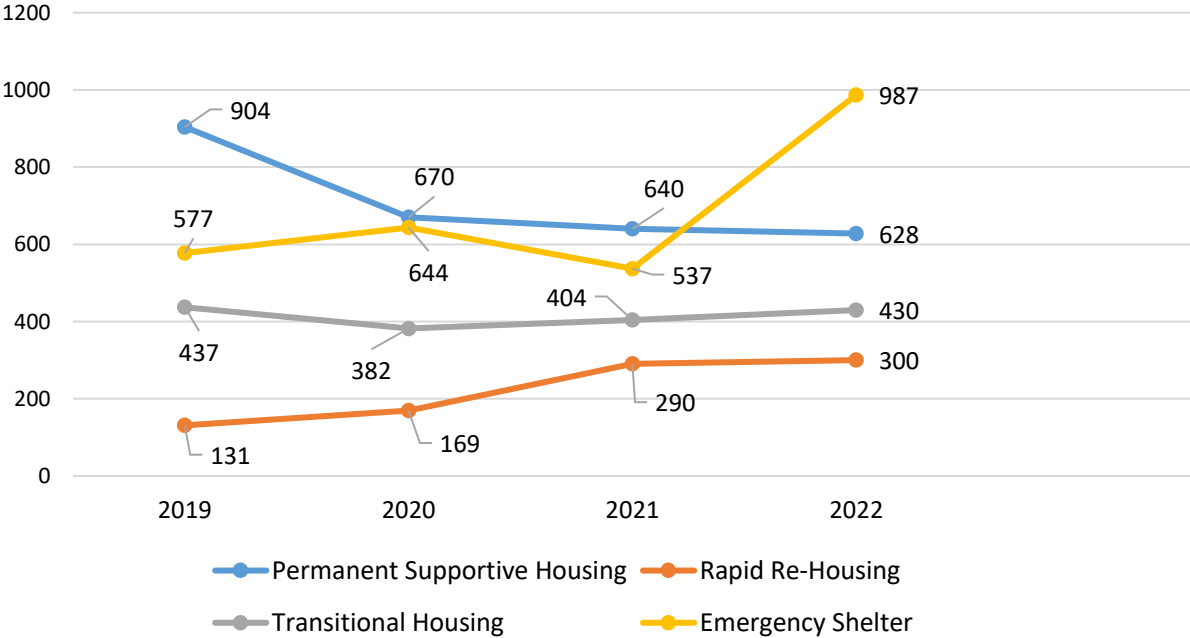
### CHRONIC HOMELESSNESS



There was an increase in the number of people counted in 2022 PIT that meet the HUD definition of chronic homelessness. This increase is due to the 51 chronically homeless individuals captured in the 2022 unsheltered count. The number of sheltered chronically homeless individuals decreased by 23 people from 2021 to 2022.

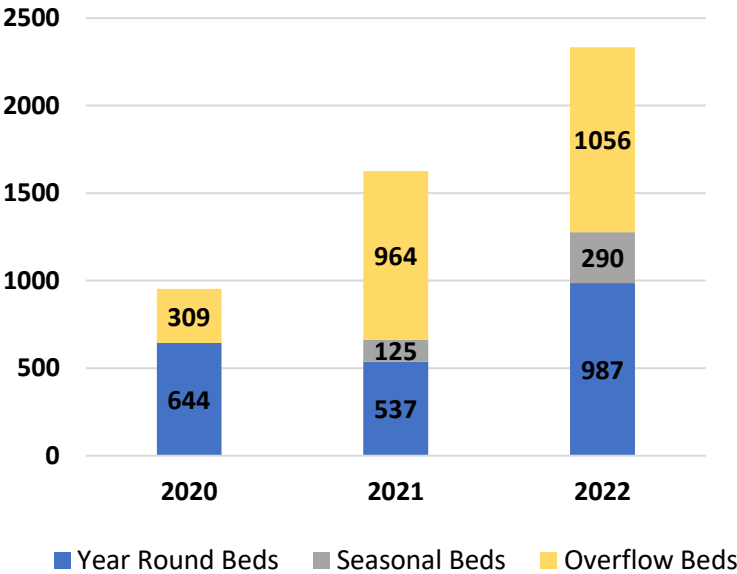
The Housing Inventory Chart (HIC) is an annual count of available beds dedicated to serving people experiencing homelessness in the state. The chart below shows the number of year-round beds dedicated to people experiencing homelessness counted on the night of the PIT, from 2018 to 2021. This does not include beds available seasonally during the winter months, such as Code Purple beds, or overflow beds, which include hotel/motel beds.

### YEAR ROUND HOMELESS ASSISTANCE BEDS



In 2021 there was a decrease in year-round emergency shelter beds due to COVID-19 social distancing and safety protocols put into place in congregate shelters. In 2022 there was a major increase in the number of year-round Emergency Shelter beds due primarily to the opening of the NCC Hope Center. The number of rapid rehousing beds (RRH) increased by over 100 beds from 2020 to 2021 but stayed consistent in 2022.

### EMERGENCY SHELTER BEDS



Starting in 2020, non-congregate hotel/motel sheltering was provided as a safe alternative to congregate sheltering during COVID-19. A vast majority of the overflow beds available in 2022 were emergency hotel/motel vouchers administered by the Division of State Service Centers. 290 seasonal beds were provided by Code Purple providers in Kent and Sussex counties, in congregate settings.

A majority of the children counted in the 2022 PIT were sleeping in hotels/motels with their families.



HOUSING  
ALLIANCE  
DELAWARE

# Appendix 1: 2022 PIT Summary Report

## 2022 Point-in-Time Count DE-500 Delaware Statewide CoC

Population: Sheltered and Unsheltered Count

### Persons in Households with at least one Adult and one Child

	Sheltered		Unsheltered	Total
	Emergency	Transitional		
Total Number of Households	353	34	2	389
Total Number of persons (Adults & Children)	1,198	97	9	1,304
Number of Persons (under age 18)	702	59	5	766
Number of Persons (18 - 24)	98	3	2	103
Number of Persons (over age 24)	398	35	2	435

Gender (adults and children)	Sheltered		Unsheltered	Total
	Emergency	Transitional		
Female	706	56	4	766
Male	488	41	5	534
Transgender	1	0	0	1
Gender Non-Conforming (i.e. not exclusively male or female)	3	0	0	3

Ethnicity (adults and children)	Sheltered		Unsheltered	Total
	Emergency	Transitional		
Non-Hispanic/Non-Latino	1,130	85	9	1,224
Hispanic/Latino	68	12	0	80

## 2022 Point-in-Time Count DE-500 Delaware Statewide CoC

Race (adults and children)	Sheltered		Unsheltered	Total
	Emergency	Transitional		
White	311	13	2	326
Black or African-American	795	77	6	878
Asian	5	0	0	5
American Indian or Alaska Native	1	1	0	2
Native Hawaiian or Other Pacific Islander	0	0	0	0
Multiple Races	86	6	1	93

Chronically Homeless (adults and children)	Sheltered		Unsheltered	Total
	Emergency	Transitional		
Total number of households	10		0	10
Total number of persons	27		0	27



Population: Sheltered and Unsheltered Count

**Persons in Households with only Children**

	Sheltered			Unsheltered	Total
	Emergency	Transitional	Safe Haven		
Total Number of Households	2	1	0	0	3
Total Number of children (under age 18)	2	1	0	0	3

Gender (adults and children)	Sheltered			Unsheltered	Total
	Emergency	Transitional	Safe Haven		
Female	2	1	0	0	3
Male	0	0	0	0	0
Transgender	0	0	0	0	0
Gender Non-Conforming (i.e. not exclusively male or female)	0	0	0	0	0

Ethnicity (adults and children)	Sheltered			Unsheltered	Total
	Emergency	Transitional	Safe Haven		
Non-Hispanic/Non-Latino	0	1	0	0	1
Hispanic/Latino	2	0	0	0	2

Race (adults and children)	Sheltered			Unsheltered	Total
	Emergency	Transitional			
White	2	0	0	0	2
Black or African-American	0	1	0	0	1
Asian	0	0	0	0	0
American Indian or Alaska Native	0	0	0	0	0
Native Hawaiian or Other Pacific Islander	0	0	0	0	0
Multiple Races	0	0	0	0	0

Chronically Homeless (adults and children)	Sheltered			Unsheltered	Total
	Emergency	Transitional	Safe Haven		
Total number of persons	0		0	0	0

## 2022 Point-in-Time Count DE-500 Delaware Statewide CoC

Population: Sheltered and Unsheltered Count

### Persons in Households without Children

	Sheltered			Unsheltered	Total
	Emergency	Transitional	Safe Haven		
Total Number of Households	729	114	0	137	<b>980</b>
Total Number of persons (Adults)	<b>802</b>	<b>115</b>	<b>0</b>	<b>145</b>	<b>1,062</b>
Number of Persons (18 - 24)	75	9	0	13	<b>97</b>
Number of Persons (over age 24)	727	106	0	132	<b>965</b>

Gender (adults and children)	Sheltered			Unsheltered	Total
	Emergency	Transitional	Safe Haven		
Female	288	31	0	41	<b>360</b>
Male	512	84	0	104	<b>700</b>
Transgender	1	0	0	0	<b>1</b>
Gender Non-Conforming (i.e. not exclusively male or female)	1	0	0	0	<b>1</b>

Ethnicity (adults and children)	Sheltered			Unsheltered	Total
	Emergency	Transitional	Safe Haven		
Non-Hispanic/Non-Latino	751	113	0	129	<b>993</b>
Hispanic/Latino	51	2	0	16	<b>69</b>

## 2022 Point-in-Time Count DE-500 Delaware Statewide CoC

<b>Race (adults and children)</b>	<b>Sheltered</b>			<b>Unsheltered</b>	<b>Total</b>
	Emergency	Transitional	Safe Haven		
White	322	44	0	67	<b>433</b>
Black or African-American	436	66	0	73	<b>575</b>
Asian	6	1	0	2	<b>9</b>
American Indian or Alaska Native	3	0	0	1	<b>4</b>
Native Hawaiian or Other Pacific Islander	2	0	0	0	<b>2</b>
Multiple Races	33	4	0	2	<b>39</b>

<b>Chronically Homeless (adults and children)</b>	<b>Sheltered</b>			<b>Unsheltered</b>	<b>Total</b>
	Emergency	Transitional	Safe Haven		
Total number of persons	145		0	51	<b>196</b>

Date of PIT Count: 2/23/2022

Population: Sheltered and Unsheltered Count

### Total Households and Persons

	Sheltered			Unsheltered	Total
	Emergency	Transitional	Safe Haven		
Total Number of Households	1,084	149	0	139	<b>1,372</b>
Total Number of Persons	2,002	213	0	154	<b>2,369</b>
Number of Children (under age 18)	704	60	0	5	<b>769</b>
Number of Persons (18 to 24)	173	12	0	15	<b>200</b>
Number of Persons (over age 24)	1125	141	0	134	<b>1,400</b>

### Gender

	Sheltered			Unsheltered	Total
	Emergency	Transitional	Safe Haven		
Female	996	88	0	45	<b>1,129</b>
Male	1000	125	0	109	<b>1,234</b>
Transgender	2	0	0	0	<b>2</b>
Gender Non-Conforming (i.e. not exclusively male or female)	4	0	0	0	<b>4</b>

### Ethnicity

	Sheltered			Unsheltered	Total
	Emergency	Transitional	Safe Haven		
Non-Hispanic/Non-Latino	1881	199	0	138	<b>2,218</b>
Hispanic/Latino	121	14	0	16	<b>151</b>

### Race

Point In Time Summary for DE-500 - Delaware Statewide CoC

	Sheltered			Unsheltered	Total
	Emergency	Transitional	Safe Haven		
White	635	57	0	69	<b>761</b>
Black or African-American	1231	144	0	79	<b>1,454</b>
Asian	11	1	0	2	<b>14</b>
American Indian or Alaska Native	4	1	0	1	<b>6</b>
Native Hawaiian or Other Pacific Islander	2	0	0	0	<b>2</b>
Multiple Races	119	10	0	3	<b>132</b>

<b>Chronically Homeless</b>	Sheltered			Unsheltered	Total
	Emergency	Transitional	Safe Haven		
Total number of persons	172		0	51	<b>223</b>

## Appendix 2: 2022 HIC Summary

Delaware Continuum of Care  
2022 Housing Inventory Count (HIC)

Proj. Type	Org Name	Project Name	County	CMIS Participating	Year-Round Beds	Seasonal Beds	Overflow Beds	PIT Count	Total Beds	Utilization Rate
ES	Catholic Charities	Bayard House	NCC	Yes	4	0	0	0	4	0%
ES	Catholic Charities	Casa San Francisco	Sussex	Yes	12	0	0	8	12	67%
ES	Central Delaware Housing Collaborative	House of Hope Women's Shelter - CI	NCC	Yes	8	0	0	6	8	75%
ES	Central Delaware Housing Collaborative	House of Hope Women's Shelter - SSC	NCC	Yes	8	0	0	2	8	25%
ES	Child Inc.	Martha's Carriage House	NCC	No	22	0	0	10	22	45%
ES	Child Inc.	Sarah's House	NCC	No	11	0	0	9	11	82%
ES	Child Inc.	Hotel/Motel	NCC	No	0	0	2	2	2	100%
ES	Child Inc.	RHY Shelter	NCC	No	2	0	0	1	2	50%
ES	Delaware Center for Homeless Veterans	1200 Walnut	NCC	Yes	7	0	0	7	7	100%
ES	Delaware Center for Homeless Veterans	365 Airport Road VA GPD	NCC	Yes	12	0	0	10	12	83%
ES	Dover Interfaith ES	Dover Interfaith	Kent	Yes	34	0	0	19	34	56%
ES	Dunamis Dominion	The Genesis Project	Kent	Yes	10	0	0	5	10	50%
ES	Family Promise	Hospitality Network Shelter	NCC	Yes	7	0	0	4	7	57%
ES	Kent County Code Purple	Night by Night Shelter	Kent	Yes	0	194	0	194	194	100%
ES	Kent County Code Purple	Hotel Voucher	Kent	Yes	3	0	0	3	3	100%
ES	Lighthouse for Broken Wings	A Sheltering Heart	Sussex	Yes	2	0	0	2	2	100%
ES	Lighthouse for Broken Wings	CRC Motel	Sussex	No	11	0	0	11	11	100%
ES	Love, Inc.	Code Purple Sussex County	Sussex	No	0	96	0	44	0	46%
ES	Ministry of Caring	House of Joseph I	NCC	Yes	12	0	0	10	12	83%
ES	Ministry of Caring	Mary Mother of Hope House I	NCC	Yes	20	0	0	9	20	45%
ES	Ministry of Caring	Mary Mother of Hope House II	NCC	Yes	31	0	0	10	31	32%
ES	Ministry of Caring	Mary Mother of Hope House III	NCC	Yes	19	0	0	15	19	79%
ES	Ministry of Caring	Samaritan Housing	NCC	Yes	29	0	0	6	29	21%
ES	New Castle County	Hope Center	NCC	Yes	369	0	0	369	369	100%
ES	People's Place II	Abriendo Puertas (DV)	Sussex	No	9	0	0	1	9	11%
ES	People's Place II	SAFE House Kent (DV)	Sussex	No	11	0	0	7	11	64%
ES	People's Place II	SAFE House Sussex Families (DV)	Kent	No	17	0	0	0	17	0%
ES	People's Place II	Whatcoat	Kent	Yes	30	0	0	11	30	37%

Delaware Continuum of Care  
2022 Housing Inventory Count (HIC)

Proj. Type	Org Name	Project Name	Geo Code	CMIS Participating	Year-Round Beds	Total Seasonal Beds	Overflow Beds	PIT Count	Total Beds	Utilization Rate
ES	Salvation Army	Code Purple	Sussex	No	1	0	0	1	1	100%
ES	State Service Center	State Service Center Motel (Voucher)	NCC	No	0	0	1054	1054	1054	100%
ES	Sunday Breakfast Mission	Men's Shelter/Overnight	NCC	No	120	0	0	85	120	71%
ES	Sunday Breakfast Mission	Women and Family Shelter	NCC	No	30	0	0	13	30	43%
ES	Sussex Community Crisis Housing Services, Inc.	Crisis House	Sussex	Yes	8	0	0	6	8	75%
ES	The Shepherd Place	Shelter	Kent	No	30	0	0	23	30	77%
ES	YWCA	Home Life Management Center 1	NCC	Yes	58	0	0	25	58	43%
OPH	Connections	Marcella's House (VA)	NCC	Yes	8	0	0	8	8	100%
OPH	DSAMH	Columbus Property Management & Development	NCC	Yes	15	0	0	15	15	100%
OPH	Kent County Code Purple	KCCP Permanent Housing	Kent	Yes	12	0	0	12	12	100%
OPH	Ministry of Caring	Maria Longo House	NCC	Yes	4	0	0	4	4	100%
OPH	Ministry of Caring	Padre Pio House	NCC	Yes	6	0	0	6	6	100%
PSH	Conexio Care Inc.	Easy Access	NCC	Yes	29	0	0	29	29	100%
PSH	Conexio Care Inc.	Enterprise	NCC	Yes	7	0	0	7	7	100%
PSH	Conexio Care Inc.	Judy's House	NCC	Yes	16	0	0	16	16	100%
PSH	Conexio Care Inc.	New Century	Kent	Yes	80	0	0	80	80	100%
PSH	Conexio Care Inc.	New Hope 2	NCC	Yes	49	0	0	49	49	100%
PSH	Conexio Care Inc.	Next Step 2	NCC	Yes	19	0	0	19	19	100%
PSH	Conexio Care Inc.	Next Step 3	Sussex	Yes	16	0	0	16	16	100%
PSH	Conexio Care Inc.	Next Step 4	Kent	Yes	32	0	0	32	32	100%
PSH	Conexio Care Inc.	Next Step	NCC	Yes	33	0	0	33	33	100%
PSH	Conexio Care Inc.	PH for 20 Consolidated	NCC	Yes	31	0	0	31	31	100%
PSH	Conexio Care Inc.	Positive Progress	Kent	Yes	17	0	0	17	17	100%
PSH	Conexio Care Inc.	Womanspace	NCC	Yes	12	0	0	12	12	100%
PSH	Ministry of Caring	Bethany House II	NCC	Yes	6	0	0	4	6	67%
PSH	Ministry of Caring	Bethany House	NCC	Yes	8	0	0	7	8	88%
PSH	Ministry of Caring	House of Joseph II COC	NCC	Yes	8	0	0	7	8	88%
PSH	Ministry of Caring	House of Joseph II HOPWA	NCC	Yes	8	0	0	7	8	88%
PSH	Ministry of Caring	House of Joseph Residence	NCC	Yes	5	0	0	5	5	100%



Delaware Continuum of Care  
2022 Housing Inventory Count (HIC)

Proj. Type	Org Name	Project Name	Geo Code	CMIS Participating	Year-Round Beds	Total Seasonal Beds	Overflow Beds	PIT Count	Total Beds	Utilization Rate
PSH	Ministry of Caring	Mary Mother of Hope House PSH	NCC	Yes	9	0	0	3	9	33%
PSH	Ministry of Caring	Nazareth Permanent Housing	NCC	Yes	24	0	0	21	24	88%
PSH	Veterans Affairs Office	VA-VASH	NCC	No	208	0	0	208	208	100%
PSH	West End Neighborhood House	Lifelines 2	NCC	Yes	11	0	0	11	11	100%
RRH	Catholic Charities	DSHA ESG 2018 (Kent & Sussex) (7/1/2018 - 6/30/2020)	Kent	Yes	6	0	0	6	6	100%
RRH	Catholic Charities	Home4Good (1/1/20-12/31/21)	Sussex	Yes	0	0	0	0	0	N/A
RRH	Catholic Charities	DSHA CARES Act ESG	NCC	Yes	42	0	0	42	42	100%
RRH	Catholic Charities	DSHA ESG	Sussex	Yes	18	0	0	18	18	100%
RRH	Child Inc.	CoC DV	NCC	No	17	0	0	17	17	100%
RRH	Family Promise	CoW CARES Act ESG	NCC	Yes	4	0	0	4	4	100%
RRH	Family Promise	FDSHA CARES Act ESG Motel/Hotel	NCC	Yes	22	0	0	22	22	100%
RRH	Family Promise	Home4Good (01/01/20-12/31/21)	NCC	Yes	0	0	0	0	0	N/A
RRH	Family Promise	Hospitality Center	NCC	Yes	23	0	0	23	23	100%
RRH	Family Promise	NCC CARES Act ESG Families	NCC	Yes	44	0	0	44	44	100%
RRH	Family Promise	NCC ESG	NCC	Yes	10	0	0	10	10	100%
RRH	Family Promise	NCC CARES ESG Individuals	NCC	Yes	3	0	0	3	3	100%
RRH	Family Promise	Pathway To Housing	NCC	Yes	22	0	0	22	22	100%
RRH	Ministry of Caring	Home4Good	NCC	Yes	1	0	0	1	1	100%
RRH	Ministry of Caring	CoC RRH	NCC	Yes	6	0	0	6	6	100%
RRH	People's Place II	DSHA CARES Act ESG	NCC	Yes	14	0	0	14	14	100%
RRH	Veteran's Multi-Service Center	SSVF Enrolled	NCC	Yes	10	0	0	10	10	100%
RRH	YWCA	2019 City of Wilmington ESG	NCC	Yes	3	0	0	3	3	100%
RRH	YWCA	CoC RRH	NCC	Yes	25	0	0	25	25	100%
RRH	YWCA	DSHA Christina School Project	NCC	Yes	15	0	0	15	15	100%
RRH	YWCA	ESG COW 2019-2020	NCC	Yes	9	0	0	9	9	100%
RRH	YWCA	Home4Good (1/1/20-12/31/21)	NCC	Yes	6	0	0	6	6	100%
TH	Catholic Charities	Bayard House	NCC	Yes	10	0	0	2	10	20%
TH	Catholic Charities	Bayard House Youth Project	NCC	Yes	14	0	0	1	14	7%
TH	Delaware Center for Homeless Veterans	1011 River Road	NCC	No	4	0	0	0	4	0%

Delaware Continuum of Care  
2022 Housing Inventory Count (HIC)

Proj. Type	Org Name	Project Name	Geo Code	CMIS Participating	Year-Round Beds	Total Seasonal Beds	Overflow Beds	PIT Count	Total Beds	Utilization Rate
TH	Delaware Center for Homeless Veterans	1200 Walnut	NCC	Yes	5	0	0	0	5	0%
TH	Delaware Center for Homeless Veterans	1202 Walnut	NCC	Yes	3	0	0	1	3	33%
TH	Dunamis Dominion	The Genesis Project	Kent	Yes	4	0	0	0	4	0%
TH	Eden Veterans Refuge	No Place Like Home	Kent	Yes	20	0	0	3	20	15%
TH	Family Promise	Hospitality Center	NCC	Yes	20	0	0	11	20	55%
TH	Home of the Brave	Men's Facility	Sussex	Yes	15	0	0	15	15	100%
TH	Home of the Brave	Service Intensive	Sussex	Yes	3	0	0	2	3	67%
TH	Home of the Brave	Women's Facility	Sussex	Yes	8	0	0	6	8	75%
TH	Kent County Code Purple	Dream Four	Kent	Yes	16	0	0	21	16	131%
TH	Lighthouse for Broken Wings	Sussex TH	Sussex	Yes	12	0	0	1	12	8%
TH	Ministry of Caring	St. Francis TR	NCC	Yes	24	0	0	17	24	71%
TH	People's Place II	Vera's Haven	Kent	No	24	0	0	24	24	100%
TH	Sojourner's Place	Sojourners' Place	NCC	Yes	54	0	0	29	54	54%
TH	Sunday Breakfast Mission	Men's Discipleship Ministry	NCC	No	40	0	0	25	40	62%
TH	Sunday Breakfast Mission	Women and Family Discipleship Ministry	NCC	No	60	0	0	17	60	28%
TH	Supportive Transitional & Emergency Housing Ministry, Inc.	Martha House I & II	NCC	Yes	16	0	0	6	16	38%
TH	The Shepherd Place	Gelof / Hunt House II	Kent	Yes	6	0	0	1	6	17%
TH	Warriors Helping Warriors	Warriors Helping Warriors TH	NCC	Yes	8	0	0	8	8	100%
TH	West End Neighborhood House	Lifelines 1	NCC	Yes	11	0	0	1	11	9%
TH	YWCA	Home Life Management Center 1	NCC	Yes	18	0	0	6	18	33%
TH	YWCA	Home Life Management Center 2	NCC	Yes	35	0	0	16	35	46%

Delaware Continuum of Care  
2022 Housing Inventory Count (HIC)

ALL Projects	# of Projects	# of Total Beds			
Statewide	107	3600			
Kent County	17	535			
New Castle County	75	2939			
Sussex County	15	126			
CMIS Participating	87	1927			
Emergency Shelter <small>Includes hotel/motel vouchers and code purple</small>	# of Projects	# of Total Beds	Total Year-round	Total Seasonal	Total Overflow
Statewide	35	2197	947	290	1056
Kent County	7	318			
New Castle County	20	1825			
Sussex County	8	54			
CMIS Participating	21	877			
Permanent Supportive Housing <small>Includes Other Permanent Housing (OPH)</small>	# of Projects	# of Total Beds			
Statewide	26	673			
Kent County	4	141			
New Castle County	21	516			
Sussex County	1	16			
CMIS Participating	25	465			
Rapid Re-Housing	# of Projects	# of Total Beds			
Statewide	22	300			
Kent County	1	6			
New Castle County	19	276			
Sussex County	2	18			
CMIS Participating	21	283			
Transitional Housing	# of Projects	# of Total Beds			
Statewide	24	430			
Kent County	5	70			
New Castle County	15	322			
Sussex County	4	38			
CMIS Participating	20	302			